

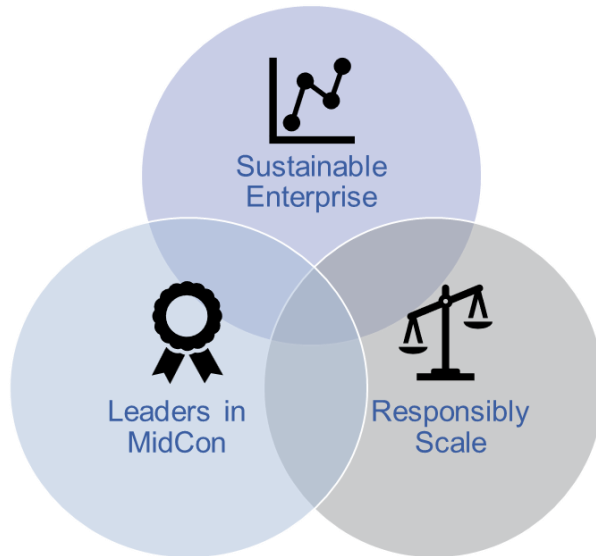


CORPORATE UPDATE

Second Quarter 2024



OUR VALUE PROPOSITION



THE OKLAHOMAN

Canvas Energy is a 2023 Top Workplace!
2 Years Running

WHAT WE DO

- We safely and responsibly produce, develop, and acquire oil and gas resources in the Mid-Con as a fully functional low-cost operator, resulting in sustainable cashflow and value creation

HOW WE DO IT

- We Value Relationships, Lead with Integrity, Drive Results, and Pursue Excellence
- Consistently adhering to these core values and applying rigorous and tightly integrated processes naturally results in a culture of transparency, trust, and continuous improvement
- To protect our long-term ability to create value, we prioritize a strong balance sheet, ample liquidity, and flexibility in our operations

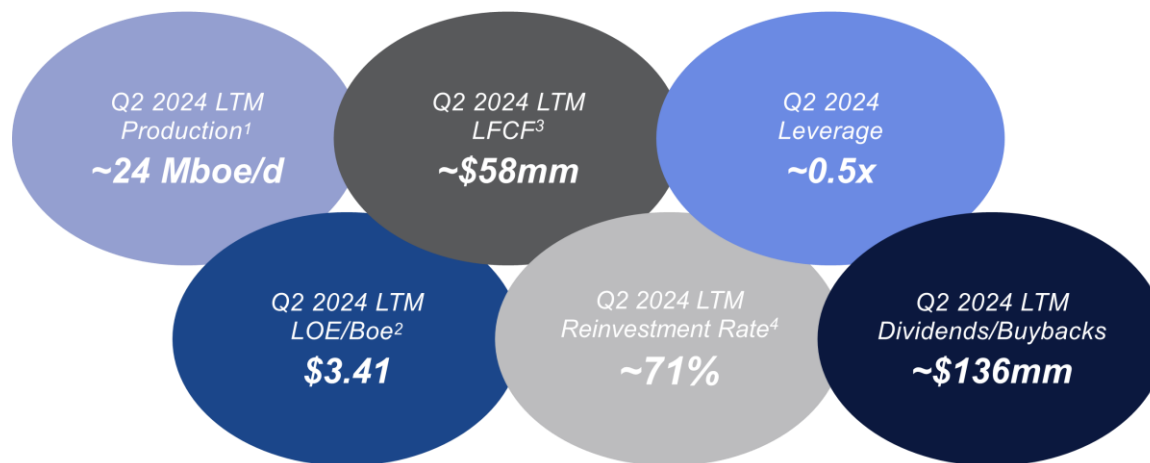
PETROLEUM BASED PRODUCTS AND FUELS BENEFIT THE LIVES OF PEOPLE AROUND THE WORLD IMMEASURABLY. WE ARE RESPONSIBLE ENVIRONMENTAL AND FINANCIAL STEWARDS WHO ARE PROUD TO FIND AND DEVELOP THIS VALUABLE NATURAL RESOURCE.

CANVAS ENERGY: A PROVEN ENTERPRISE

Low Cost, High Margin Production & Development Company



- **Sustainable** organic cash flow generation
 - **Flexible** and **disciplined** development plan
 - **Balanced** commodity mix
 - **Low leverage** profile
 - **Returning capital** to shareholders
 - **Culture** of responsible management



1. Q2 2024 LTM oil and liquids mix of ~27% and ~58% respectively

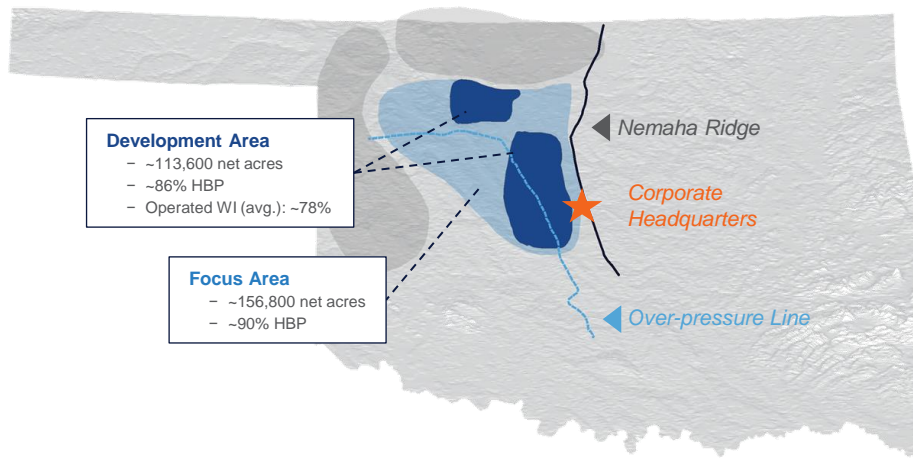
2. Focus Area only, which represents ~92% of total company production

3. Levered FCF is defined as adjusted EBITDA plus proceeds from divestitures less total costs incurred and interest expense

4. Defined as total cost incurred divided by adjusted EBITDA

ASSET PROFILE

Concentrated acreage position in the oil and liquid-rich gas window of the Anadarko Basin



Net Acres	Q2 2024
Total Company	~223,000
Focus Area	~156,800
Development Area	~113,600

Development Area	Q2 2024
Held-by-production	~86%
Operatorship	~81%
Operated drilling spacing units	>185

Large production base with a diversified commodity mix

- Q2 2024 LTM ~58% liquids (~27% oil)
- Optionality in development between oil and gas wells based on commodity cycle

Significant operational control & flexibility in our Development Area with no material commitments

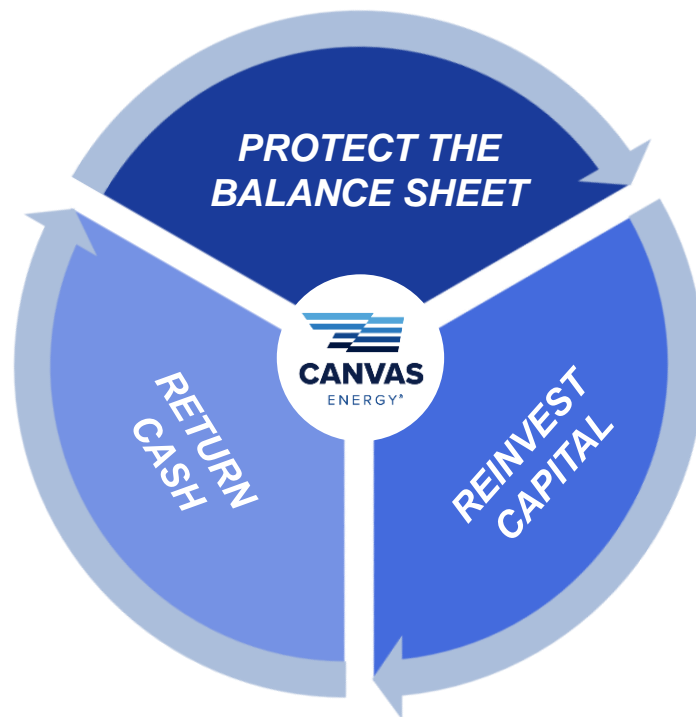
Attractive near-term development with significant upside potential

- Demonstrated ability to replace our drilled inventory at current activity cadence
- Meaningful economic undeveloped value
- High-grading returns and profitability through disciplined development

DISCIPLINED FINANCIAL STRATEGY

- **Maximum leverage** target of ~1.0x or less
- **Highly flexible** capital program not tied to obligations or expirations
- **Maintain** active hedging program

- **Prioritizing** free cash flow generation, **delivering material** and **sustainable value** to shareholders
- **Systematic** distributable cash program



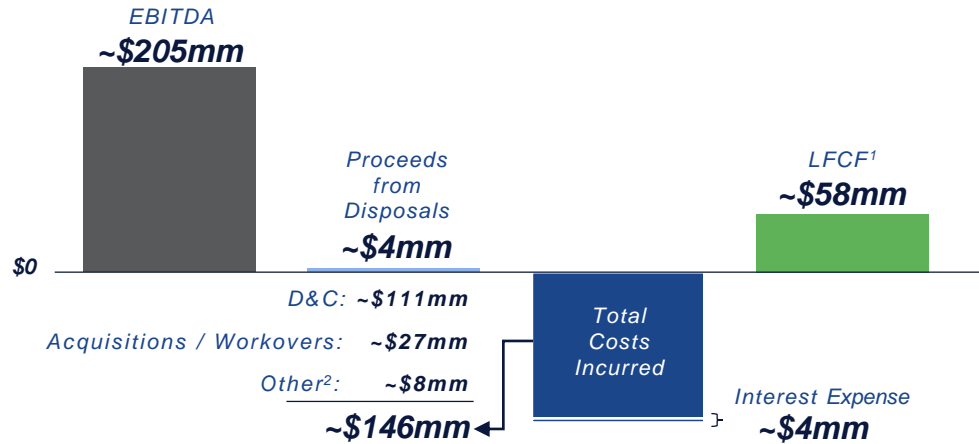
- **Maximizing** cash flow & capacity to **participate** in **A&D market** opportunistically
- **Capital reinvestment** within **cash flow**

RECENT ACHIEVEMENTS

Q2 2024 LTM



LEVERED FREE CASH FLOW WATERFALL



Financial

EBITDA	~\$205mm
Levered Free Cash Flow	~\$58mm
Net leverage³	0.5x

Operational

Oil production growth	~9%
Wells spud	22
Wells brought online	22

Expanded credit facility

- Increased borrowing base 43% to \$250mm
- Increased elected commitment 67% to \$250mm

Dividends of ~\$120mm

Share Buybacks of ~\$16mm

Total Company production of ~24 Mboe/d

- Focus Area is ~92% of total production

Total Company LOE / Boe increased ~3%

- Focus Area LOE / Boe flat (on 10% oil growth)

Ran single operated rig in 2023 and 1H 2024

Note: amounts may not foot due to rounding

1. Levered FCF is defined as adjusted EBITDA, plus proceeds from divestitures, less total costs incurred and interest expense

2. Other includes capitalized G&A, capitalized interest, and ARO

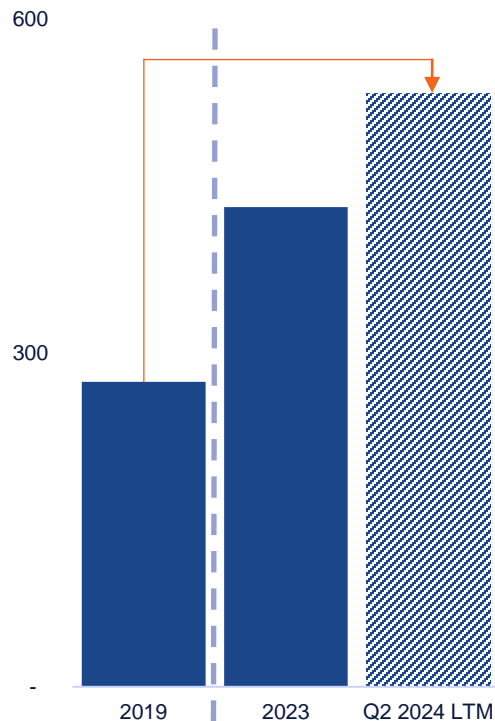
3. Figure as of Q2 2024

LEVERAGING EXPERIENCE, DRIVING EFFICIENCIES



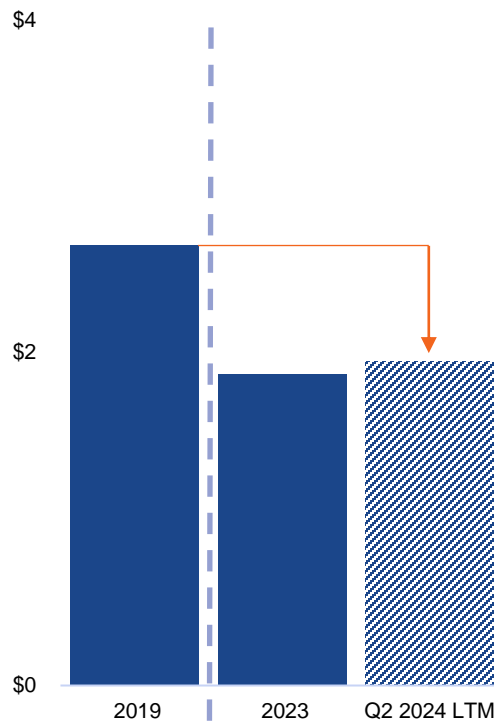
Maximizing profitability through continued focus on cash flow from existing production and exceptional returns from drilling program with increasing oil production

~95%
Lateral Feet per Day Increase
(Q2 2024 LTM vs. 2019)



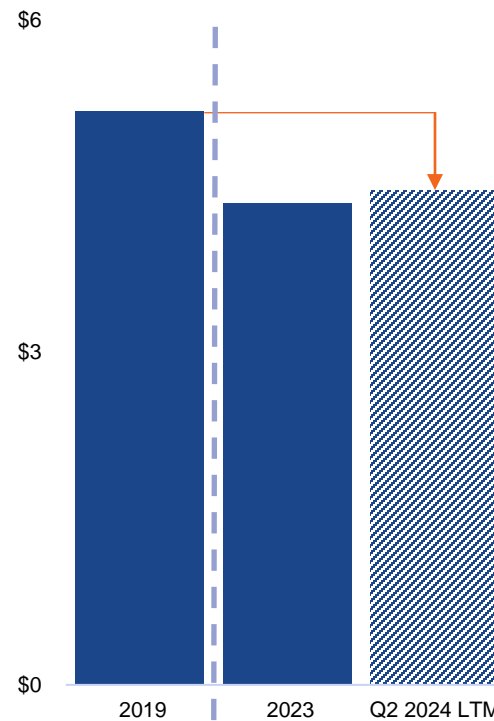
Annual Average Lateral Feet per Day Drilled¹
(feet per day per well)

~25%
Cash G&A per Boe Reduction
(Q2 2024 LTM vs. 2019)



Annual Cash G&A Expense²
(\$ per barrel of oil equivalent)

~15%
LOE per Boe Reduction
(Q2 2024 LTM vs. 2019)



Annual Lease Operating Expense
(\$ per barrel of oil equivalent)

1. Based on operated wells by year
2. Cash G&A adjusted for restructuring and other non-recurring expenses

RELENTLESS FOCUS ON EXECUTING VALUE PROPOSITION

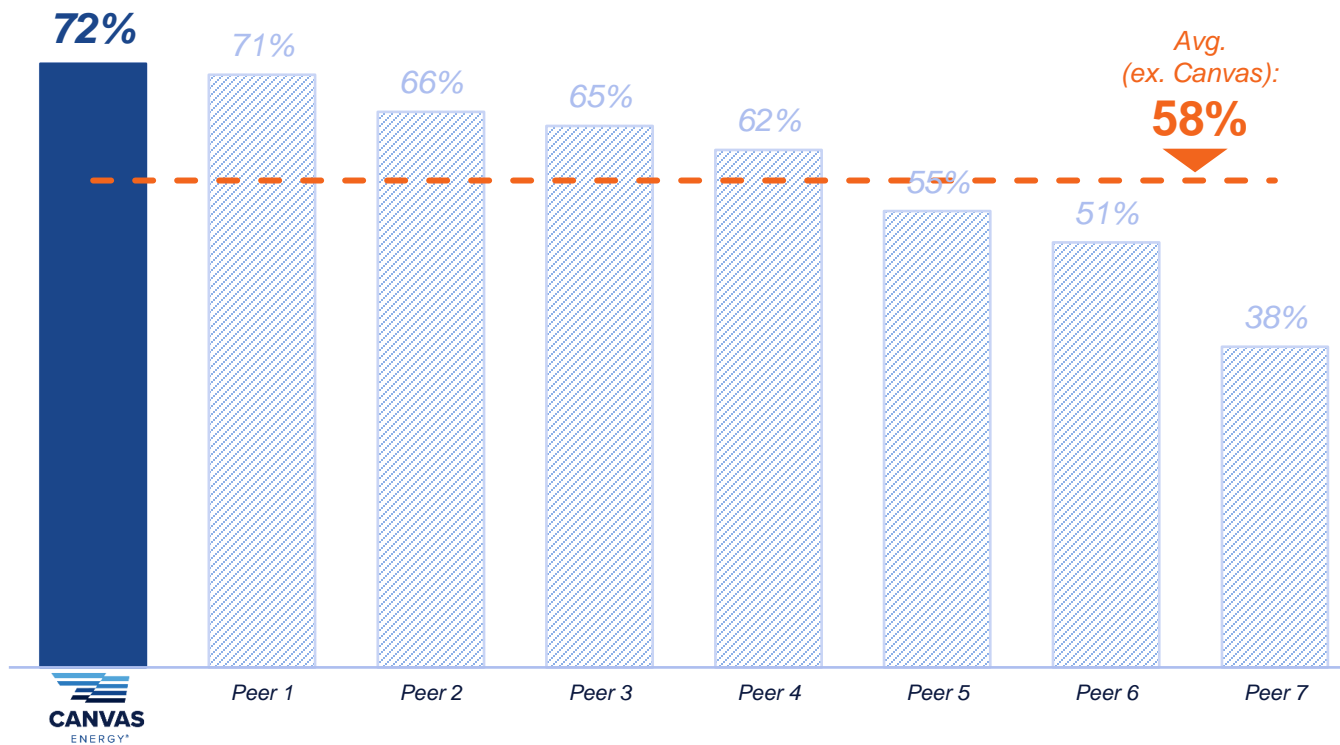


Vigilant in Our Approach to Operating Margins and Controllable Cash Costs

Improving Efficiencies Yielding Compelling Margins

ADJUSTED GROSS OPERATING MARGIN vs. PUBLIC OPERATOR PEER GROUP

Adjusted Gross Operating Margin^{1,2}
(%)



Note: Peer companies: AMPY, CRGY, CTRA, DVN, MNR, SD, and VTLE

Source: Peer data from company filings

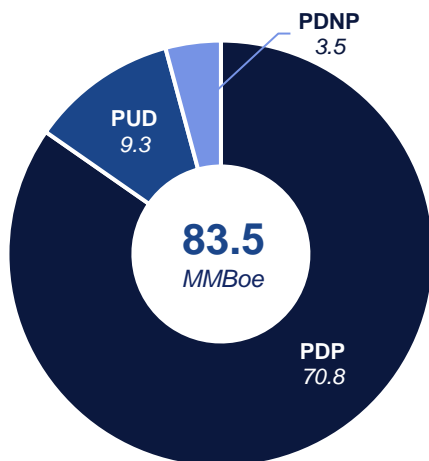
1. Gross margin defined as total commodity revenue (excluding derivatives) less direct operating expenses divided by total commodity revenue (excluding derivatives)

2. Data for Q2 2024 LTM

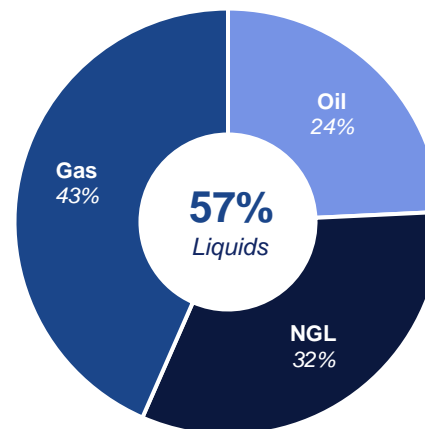
Q2 2024 PROVED RESERVES



89% PROVED DEVELOPED (MMBOE)



RESERVES MIX (%)



Q2 2024 TOTAL PROVED RESERVES¹

Reserve Category	Net Oil (MMBo)	Net Gas (BCF)	Net NGL (MMBo)	Net (MMBoe)	PV-10	PV-10
					SEC Pricing (\$mm)	NYMEX ² Pricing (\$mm)
PDP	14.5	190.7	24.4	70.8	\$659	\$701
PDNP	1.3	8.1	0.8	3.5	\$53	\$53
PUD	4.5	18.4	1.7	9.3	\$106	\$93
Total Proved	20.4	217.1	27.0	83.5	\$819	\$847

Note: amounts may not foot due to rounding
 1. SEC Reserves as of Q2 2024
 2. PV-10 utilizing June 28, 2024 NYMEX forward pricing

FINANCIAL POSITION



HIGHLIGHTS

- Simple capital structure
- Top tier leverage profile

Revolving Credit Facility

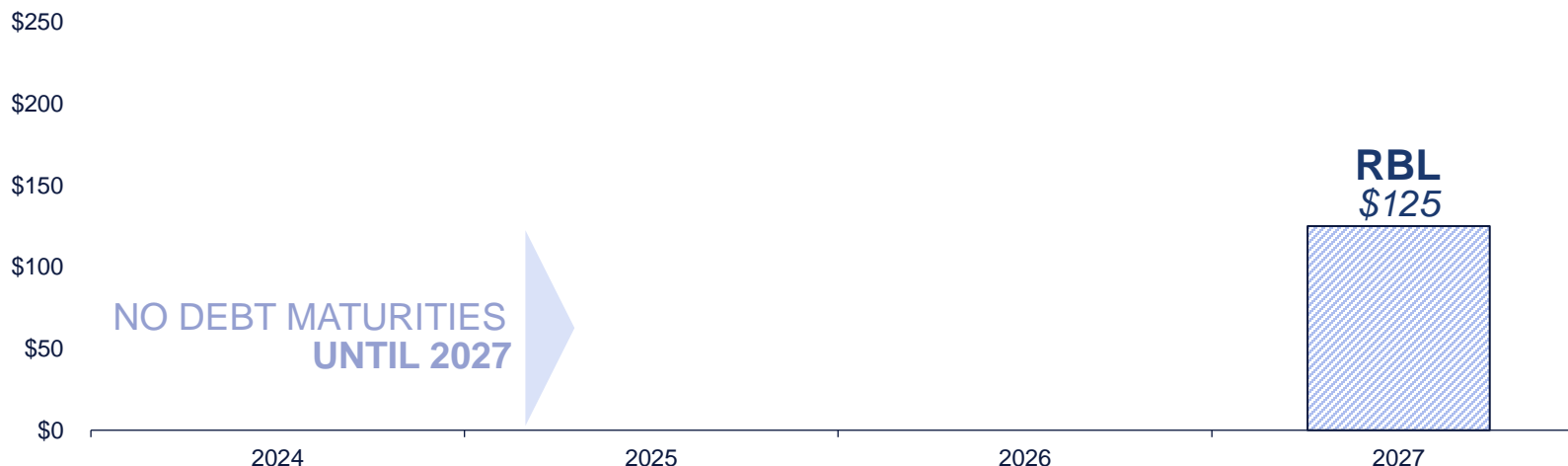
- Closed June 2023 (4-year maturity)
- Borrowing Base and Elected Commitment Amount of \$250mm

CAPITALIZATION

<i>\$ in millions</i>	Q2 2024
Cash	\$21
Credit Facility	\$125
Other Debt	\$1
Total Net Debt	\$105

<i>Leverage¹</i>	Q2 2024
Total Net Debt to LTM EBITDA	0.5x

DEBT MATURITY PROFILE (\$MM)



1. Q2 2024 LTM adjusted EBITDA of ~\$205mm

DELIVERING ON OUR COMMITMENT TO ESG



We conduct business and operations in a safe and ethical manner. Our values lead us to constantly improve our performance as a safe and efficient, environmentally conscious, and results-oriented operator.

Environment

Delivering great results over long term requires consistent efforts to minimize our environmental footprint

- We strive to always have gas gathering facilities in place to **avoid routine flaring and venting of gas**
- We conduct **semi-annual leak inspections** through an independent third party on all wells completed
- We **minimize emissions** through the use of grid electric power when available, piping our produced water, and otherwise limiting miles driven
- We **develop spill prevention and control plans** for all storage facilities, and conduct annual inspections per the guidelines of a third party professional engineer
- We **manage our waste streams responsibly** and perform audits of major disposal facilities

Society

We put people first – ensuring the safety of our neighbors and co-workers, investing in our communities, and promoting wellness

- We have a **zero-incident safety culture**
 - Comprehensive, behavior-based safety program
 - Companywide safety awareness
 - Contractor management
- We are a **good neighbor** in the communities where we live and work
- We **invest in our communities** through local businesses and charities
- We provide **professional and personal development** to our employees
- We support **employee wellness** and provide flexible work arrangements for a healthy work-life balance

Governance

Our culture fosters integrity and accountability through regular and transparent communication

- Our Board of Directors has been **purposefully composed and organized**
 - Direct shareholder representation
 - Independent directors with deep industry experience
- We **require independent thought**, fresh contributions and relevant experience from our Directors
- We ensure key financial, operational and value-oriented metrics are **subjected to systematic independent scrutiny**
- Our **compensation is tied to operational, financial and ESG** performance
- Our **employees have a voice** through regular two-way communication with senior management

APPENDIX



OUR LEADERSHIP TEAM



Name	Position	Experience	Years Experience
 Charles "Chuck" Duginski	President, CEO & Chairman	 <ul style="list-style-type: none"> - Chief Operating Officer, Senior Vice President and member of Tapstone Energy Board of Directors - Chief Operating Officer of Echo Energy - Vice President, Southern Region (Mid-Con) Production at Continental Resources 	30+
 Justin Byrne	Senior Vice President, General Counsel & Secretary	 <ul style="list-style-type: none"> - Associate General Counsel and Assistant Corporate Secretary at SandRidge Energy - Counsel at Devon Energy - Counsel at Kerr-McGee Corporation - Partner in private law practice 	20+
 Clint Calhoun	Vice President, Resource Development	 <ul style="list-style-type: none"> - Co-founder and Vice President of Engineering at Travis Peak Resources, a Merge / SCOOP focused EnCap portfolio company - Asset Manager of SCOOP / STACK at Newfield Exploration 	20+
 Josh Walker	Vice President, Operations	 <ul style="list-style-type: none"> - Innovation manager at Chesapeake Energy, where he assembled and led a team focused on operations research and development, new and emerging technologies and data analytics - Drilling, completions and production engineer at Anadarko Petroleum 	20+
 Patrick Graham	Vice President, Finance	 <ul style="list-style-type: none"> - Director, Finance & Investor Relations at Ascent Resources - Director at Clear Ridge Capital - Senior Financial Analyst at Level 3 - Financial Analyst at Williams 	20+
 Josh Kerbo	Vice President, Accounting & Controller	 <ul style="list-style-type: none"> - Vice President, Accounting & Controller at Tapstone Energy - Manager, Accounting at SandRidge Energy - Regional Controller at Diamondback Energy Services 	20+

OUR BOARD OF DIRECTORS



Name	Experience
<p>Chuck Duginski <i>President, CEO and Chairman</i></p>	 <ul style="list-style-type: none"> Former Chief Operating Officer, Senior Vice President and member of Tapstone Energy Board of Directors Former Chief Operating Officer of Echo Energy Former Vice President, Southern Region (Mid-Con) Production at Continental Resources
<p>Craig Kelleher <i>Director</i></p>	 <ul style="list-style-type: none"> Co-founder and current Co-CIO of Millstreet Capital Management LLC Co-founder of Prelude Asset Management LLC, a spinoff of Partners HealthCare System, Inc. Current board member of Trailblazer Energy Resources
<p>Craig Carlozzi <i>Director</i></p>	 <ul style="list-style-type: none"> Current Portfolio Manager in Global Credit team at Algebris Current board member of Millstreet Capital Acquisition Corp. Former Director of Alternatives & Portfolio Manager at Longfellow Investment Management Co. Founder of BulwarkBay Investment Group, LLC Former Managing Director and partner at MAST Capital Management, LLC
<p>Samuel Barker <i>Director</i></p>	 <ul style="list-style-type: none"> Current Portfolio Manager and CFA Charterholder at Amzak Capital Management Former investment analyst at ECM Asset Management Formerly held various roles at GE including GE's internal audit group
<p>Jason Hammerman <i>Director</i></p>	 <ul style="list-style-type: none"> Current Senior Vice President at Avenue Capital Management II, LP Former Investment banking analyst at Jefferies Group Former Independent Director of Jones Energy and Connacher Oil & Gas
<p>James Addison <i>Director</i></p>	 <ul style="list-style-type: none"> Current President of JSA Energy, LLC Current board member of WildFire Energy Former Chief Executive Officer of Hawkwood Energy LLC Former President and Chief Executive Officer of Travis Peak Resources Former Independent Director of Jones Energy (Chairman) and Chisholm Energy Holdings, LLC
<p>Randy Limbacher <i>Director</i></p>	 <ul style="list-style-type: none"> Current director at Bruce Power Current partner at Meridian Energy LLC Former Chief Executive Officer of Samson Resources Former President and Executive Vice President of Strategy at Alta Mesa Resources, Inc. Former Chairman, President, and Chief Executive Officer of Rosetta Resources Former Executive Vice President of Western Hemisphere E&P for ConocoPhillips

OUR KEY INVESTORS



Current Investment



Trailblazer Energy Resources

Realized Investment



W&T Offshore

Current Investment



Crescent Energy

Current Investment



Vital Energy

Current Investment



Talos Energy

Current Investment



Echo Energy

Realized Investment



Knight Energy Services

Realized Investment



U.S. Well Services

Current Investment



Talos Energy

Realized Investment



W&T Offshore

Realized Investment



Amplify Energy

Realized Investment



Gulfport Energy



CANVAS

ENERGY®